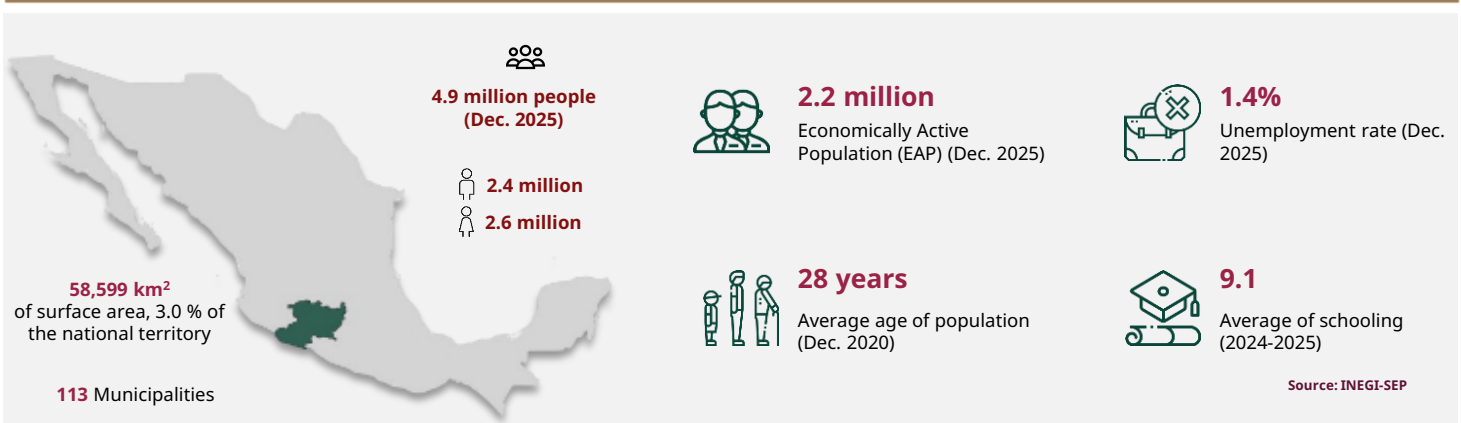


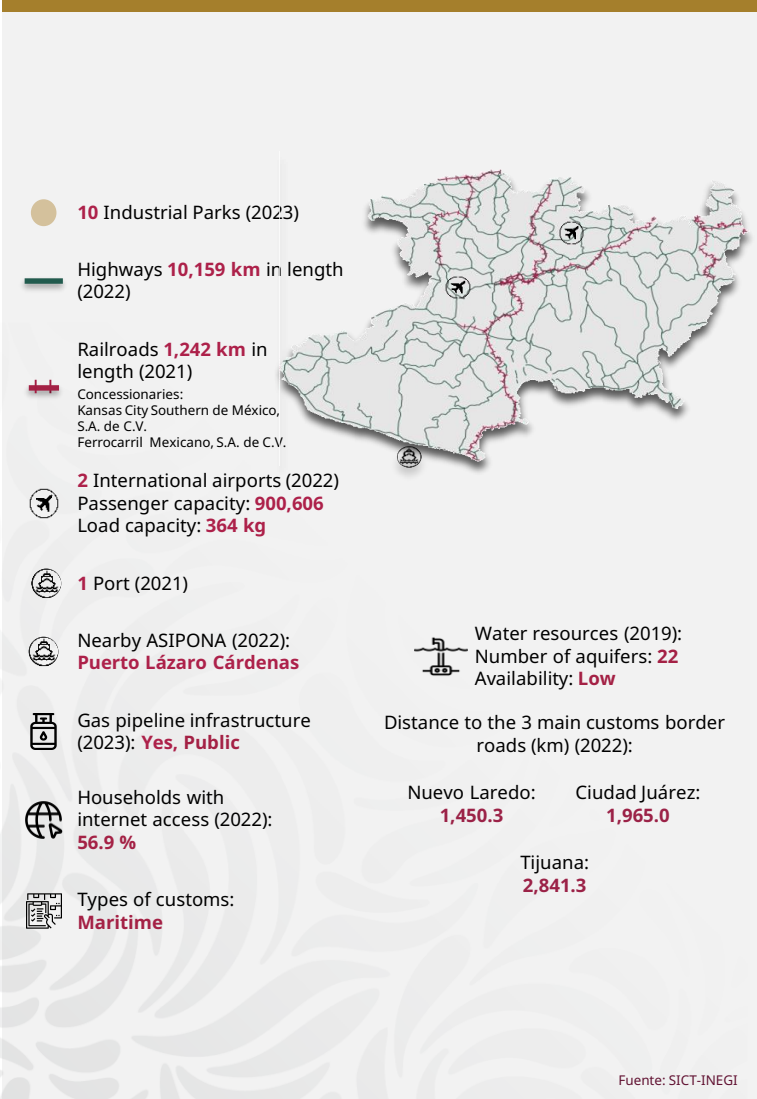


Michoacán de Ocampo

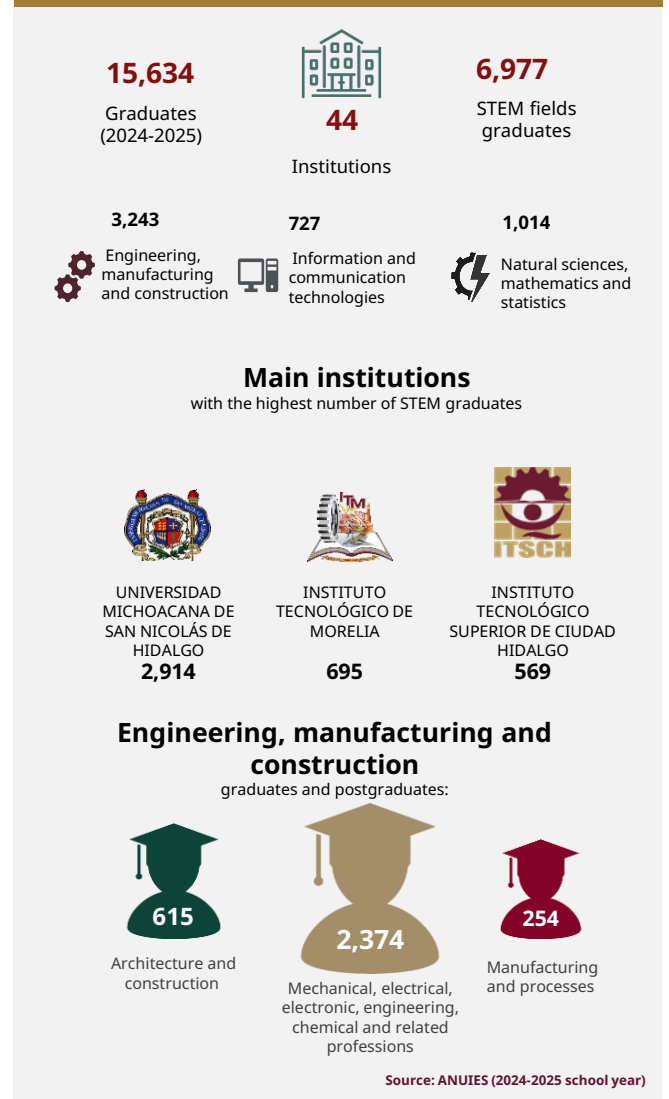
March 2026



INFRASTRUCTURE AND RESOURCES



MEXICAN TALENT IN HIGHER EDUCATION





Michoacán de Ocampo

March 2026

MSMEs



285,168
enterprises

- Micro **274,345**
- Small **9,362**
- Medium-sized **1,461**

Source: INEGI - DENU (Mar. 2026)

POTENTIAL SECTORS



Temporary accommodation services and food and beverage preparation services



Paper industry



Construction of civil engineering works

Source: Data MX

FOREIGN TRADE



2,468
M USD

International purchases



6,681
M USD

International sales

Main export sectors



4,630
M USD

Edible fruits



719
M USD

Iron and steel smelting



401
M USD

Vegetable, fruit or other fruit preparations

Source: Mexico's Trade Balance (Dec. 2025)

MAIN INDICATORS



13

GDP position
\$ 42 B USD at market prices(2023)



\$ 8,545

USD of GDP per capita (Dec. 2023)



2.8 %

National GDP (2023)



-1.8 %

Economic activity growth (2024)



27

Position by economic growth (2024)

Source: INEGI

FOREIGN DIRECT INVESTMENT

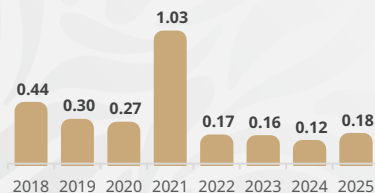
Top 3 by investment origin country

Historic FDI (2018 - 2025)

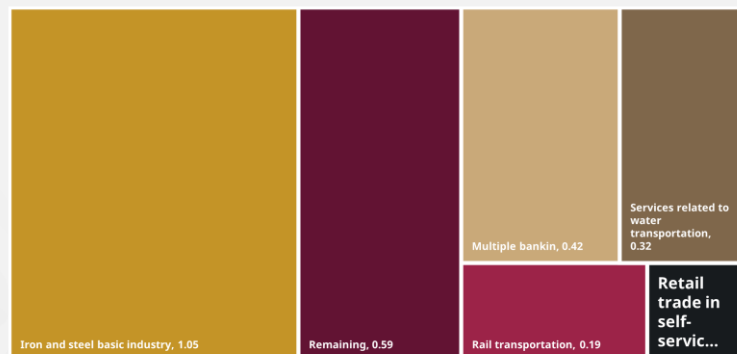
2.67
(BUSD)

Billion dollars

- 1 Luxembourg 1.05 BUSD
- 2 Spain 0.38 BUSD
- 3 U. S. A. 0.32 BUSD



FDI by sector (Billion dollars)



Source: SE (2025)

