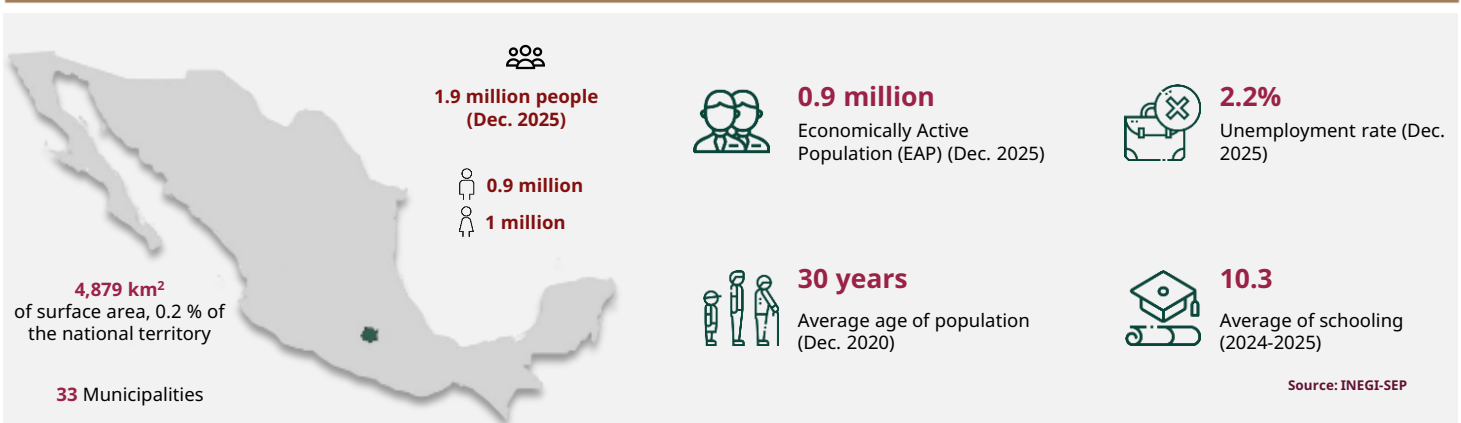


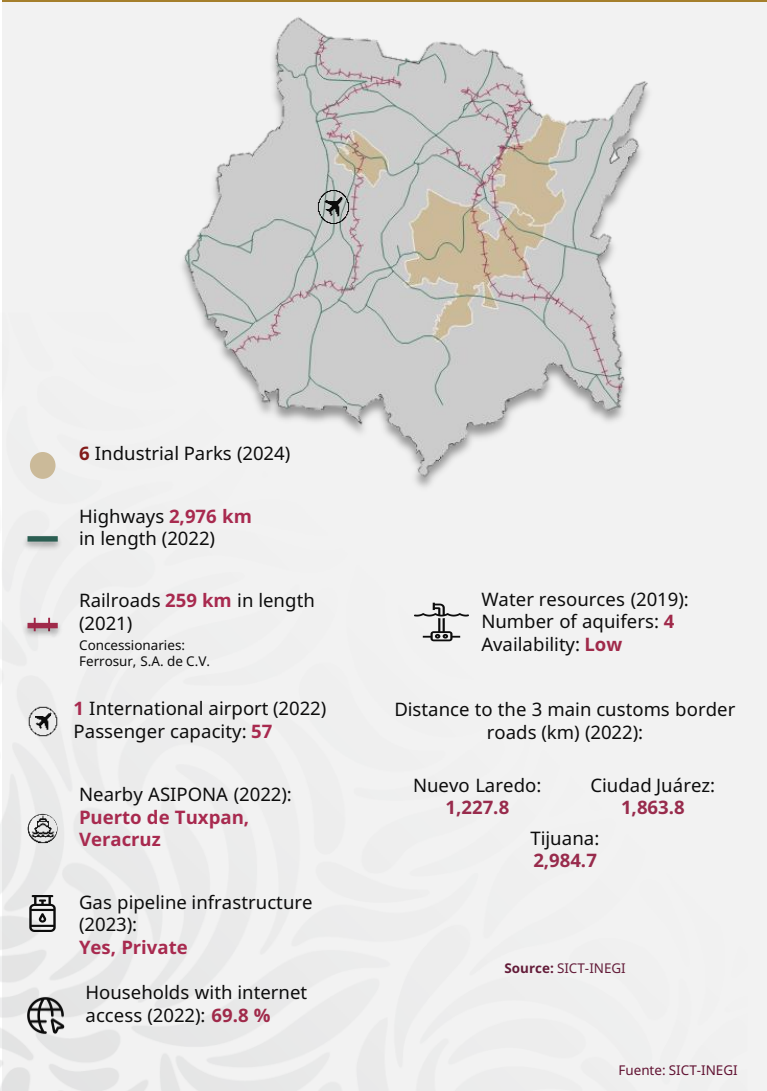


# Morelos

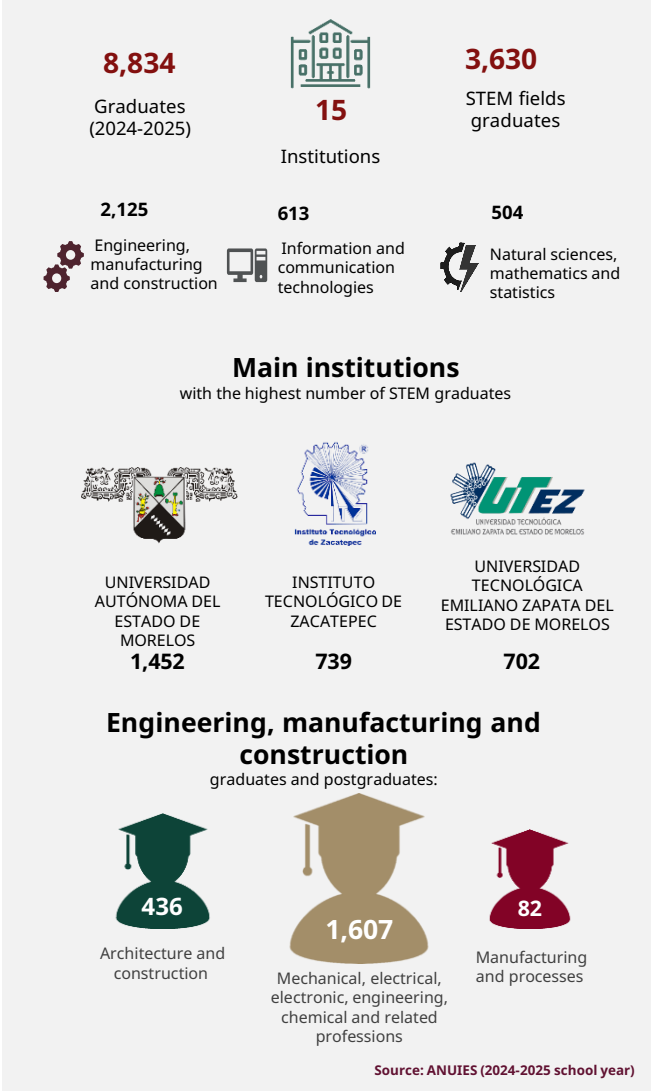
March 2026



## INFRASTRUCTURE AND RESOURCES



## MEXICAN TALENT IN HIGHER EDUCATION





# Morelos

March 2026

## MSMEs



**112,375**  
enterprises

- Micro **107,720**
- Small **3,946**
- Medium-sized **709**

Source: INEGI - DENU (Mar. 2026)

## POTENTIAL SECTORS



Metalworking industry



Sustainable agroindustry



Logistic

Source: Data MX

## FOREIGN TRADE



**1,554**  
M USD

International purchases



**1,879**  
M USD

International sales

### Main export sectors



**292**  
M USD

Pharmaceutical products



**257**  
M USD

Road vehicles, parts and accessories



**253**  
M USD

Glass and glass products manufacturing

Source: Mexico's Trade Balance (Dec. 2025)

## MAIN INDICATORS



**27**

GDP position  
\$ 16 B USD at market prices(2023)



**\$ 8,221**

USD of GDP per capita (Dec. 2023)



**1.1 %**

National GDP (2023)



**1.0 %**

Economic activity growth (2024)



**17**

Position by economic growth (2024)

Source: INEGI

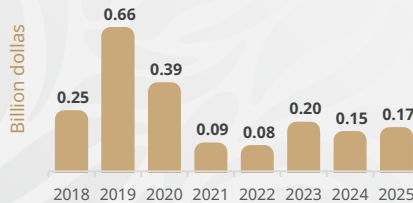
## FOREIGN DIRECT INVESTMENT

### Top 3 by investment origin country

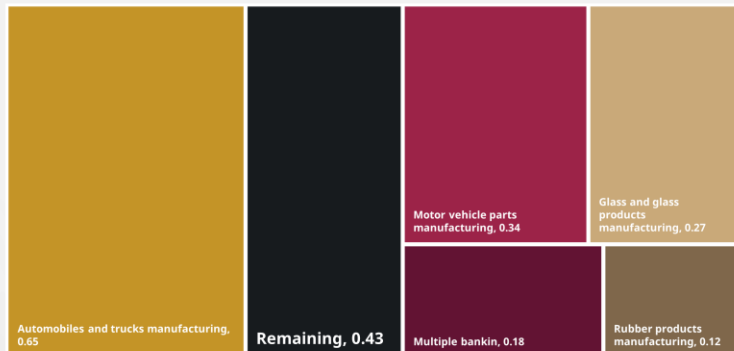
- 1 Japan 0.69 BUSD
- 2 Germany 0.49 BUSD
- 3 France 0.32 BUSD

Historic FDI (2018 - 2025)

**1.98**  
(BUSD)



### FDI by sector (Billion dollars)



Source: SE (2025)

