



Nuevo León

March 2026



3 million
Economically Active Population (EAP) (Dec. 2025)



2.8%
Unemployment rate (Dec. 2025)



30 years
Average age of population (Dec. 2020)



11.1
Average of schooling (2024-2025)

Source: INEGI-SEP

INFRASTRUCTURE AND RESOURCES

40 Industrial Parks (2023)

Highways **7,358 km** in length (2022)

Railroads **1,092 km** in length (2021)
Concessionaries:
Kansas City Southern de México, S.A. de C.V.
Ferrocarril Mexicano, S.A. de C.V.

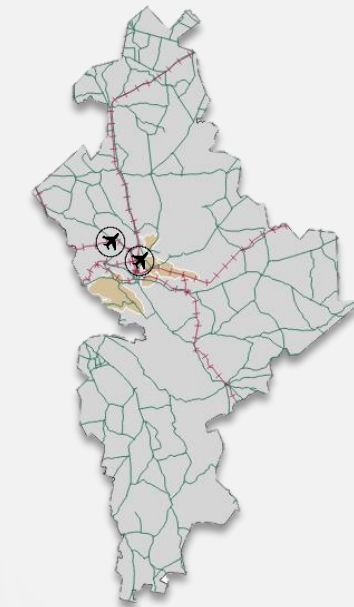
2 International airports (2022)
Passenger capacity: **5,943,565**
Load capacity: **64,704,807 kg**

Nearby ASIPONA (2022):
Puerto de Altamira, Tamaulipas

Gas pipeline infrastructure (2023):
Yes, Public and Private

Households with internet access (2022): **81.5 %**

Types of customs:
Borderline and indoor



Water resources (2019):
Number of aquifers: **23**
Availability: **Low**

Distance to the 3 main customs border roads (km) (2022):

Nuevo Laredo: 247.1	Ciudad Juárez: 1,169.2
Tijuana: 2,290.1	

Fuente: SICT-INEGI

MEXICAN TALENT IN HIGHER EDUCATION

29,535

Graduates (2024-2025)

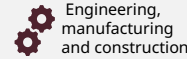


29
Institutions

10,497

STEM fields graduates

5,469



Engineering, manufacturing and construction

2,085



Information and communication technologies

1,265



Natural sciences, mathematics and statistics

Main institutions

with the highest number of STEM graduates



UNIVERSIDAD AUTÓNOMA DE NUEVO LEÓN

6,739



UNIVERSIDAD TECNOLÓGICA SANTA CATARINA

1,305



UNIVERSIDAD TECNOLÓGICA GENERAL MARIANO ESCOBEDO

860


Engineering, manufacturing and construction

graduates and postgraduates:



898

Architecture and construction



4,102

Mechanical, electrical, electronic, engineering, chemical and related professions



469

Manufacturing and processes

Source: ANUIES (2024-2025 school year)



Gobierno de **México**

Economía
Secretaría de Economía



Nuevo León

March 2026

MSMEs


206,670
enterprises

- Micro **184,856**
- Small **18,178**
- Medium-sized **3,636**

Source: INEGI - DENU (Mar. 2026)

POTENTIAL SECTORS


Agriculture, animal breeding and production, forestry, fishing and hunting


Temporary accommodation services and food and beverage preparation services


Mining

Source: Data MX

FOREIGN TRADE


66,070
M USD
International purchases


69,741
M USD
International sales

Main export sectors



22,441
M USD
Mechanical machinery and appliances, and parts


14,776
M USD
Electrical machinery, appliances and material, and parts


10,515
M USD
Road vehicles, parts and accessories

Source: Mexico's Trade Balance (Dec. 2025)


MAIN INDICATORS


3
GDP position
\$ 120 B USD at market prices(2023)


\$ 19,762
USD of GDP per capita (Dec. 2023)


7.9 %
National GDP (2023)


3.1 %
Economic activity growth (2024)


7
Position by economic growth (2024)

Source: INEGI

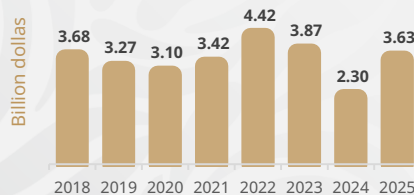
FOREIGN DIRECT INVESTMENT

Historic FDI (2018 - 2025)


27.68
(BUSD)

Top 3 by investment origin country

- 1 U. S. A. 11.73 BUSD
- 2 Argentina 5.61 BUSD
- 3 Korea 1.89 BUSD



FDI by sector (Billion dollars)



Source: SE (2025)

