



Querétaro

March 2026



1.2 million
Economically Active Population (EAP) (Dec. 2025)



2.4%
Unemployment rate (Dec. 2025)



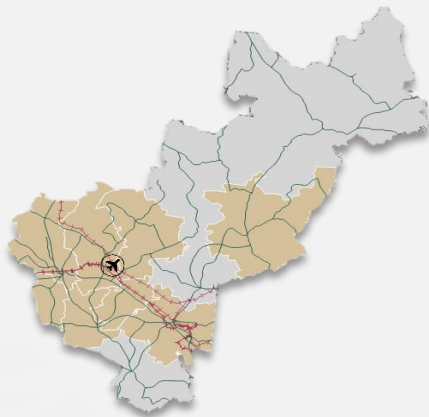
29 years
Average age of population (Dec. 2020)



11.2
Average of schooling (2024-2025)

Source: INEGI-SEP

INFRASTRUCTURE AND RESOURCES



50 Industrial Parks (2024)

Highways **3,451 km** in length (2022)

Railroads **476 km** in length (2021)

Concessionaries:
Ferrocarril Mexicano, S.A. de C.V.
Kansas City Southern de México, S.A. de C.V.

1 International airport (2023)
Passenger capacity: **1,784,366**
Load capacity: **79,824,000 kg**

Nearby ASIPONA (2022):
Puerto de Tuxpan, Veracruz



Gas pipeline infrastructure (2023):
Yes, Public and Private



Water resources (2019):
Number of aquifers: **11**
Availability: **Low**



Households with internet access (2022):
77.4 %



Types of customs: **Indoor**

Distance to the 3 main customs border roads (km) (2022):

Nuevo Laredo: **941.8** Ciudad Juárez: **1,577.8**
Tijuana: **2,698.7**

Fuente: SICT-INEGI

MEXICAN TALENT IN HIGHER EDUCATION

14,829

Graduates (2024-2025)



24

Institutions

7,125

STEM fields graduates

4,619

Engineering, manufacturing and construction

1,225

Information and communication technologies

668

Natural sciences, mathematics and statistics

Main institutions

with the highest number of STEM graduates



UNIVERSIDAD AUTÓNOMA DE QUERÉTARO

1,762



UNIVERSIDAD TECNOLÓGICA DE QUERÉTARO

1,638



UNIVERSIDAD TECNOLÓGICA DE SAN JUAN DEL RÍO

937


Engineering, manufacturing and construction

graduates and postgraduates:



402

Architecture and construction



3,861

Mechanical, electrical, electronic, engineering, chemical and related professions



356

Manufacturing and processes

Source: ANUIES (2024-2025 school year)





Querétaro

March 2026

MSMEs



107,420
enterprises

- Micro **99,482**
- Small **6,470**
- Medium-sized **1,468**

Source: INEGI - DENU (Mar. 2026)

POTENTIAL SECTORS



Automotive



Aerospace



Information Technologies

Source: Data MX

FOREIGN TRADE



23,141
M USD

International purchases



21,305
M USD

International sales

Main export sectors



6,629
M USD

Mechanical machinery and appliances, and parts



5,071
M USD

Road vehicles, parts and accessories



2,296
M USD

Electrical machinery, appliances and material, and parts

Source: Mexico's Trade Balance (Dec. 2025)

MAIN INDICATORS



15

GDP position
\$ 37 B USD at market prices(2023)



\$ 14,656

USD of GDP per capita (Dec. 2023)



2.4 %

National GDP (2023)



-0.8 %

Economic activity growth (2024)



23

Position by economic growth (2024)

Source: INEGI

FOREIGN DIRECT INVESTMENT

Historic FDI (2018 - 2025)

7.41
(BUSD)


Billion dollars



Top 3 by investment origin country

- 1 U. S. A. 1.93 BUSD
- 2 Canada 1.27 BUSD
- 3 Spain 0.86 BUSD

FDI by sector (Billion dollars)



Source: SE (2025)



Gobierno de **México**

Economía
Secretaría de Economía