

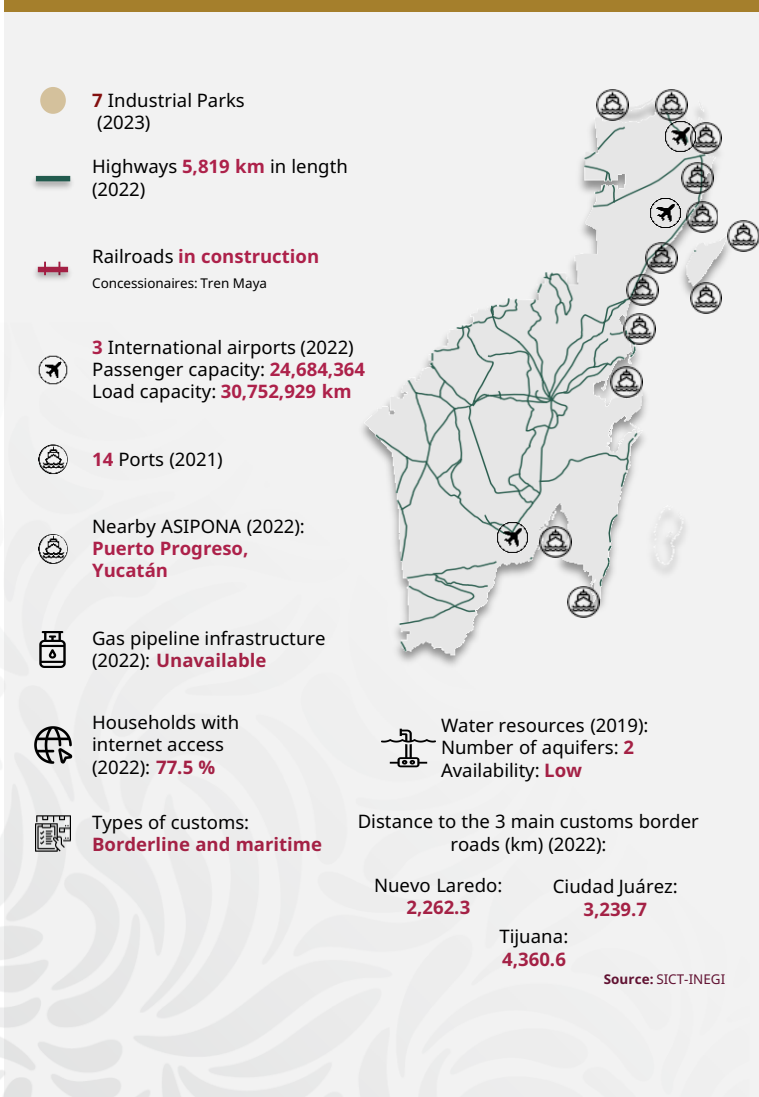


Quintana Roo

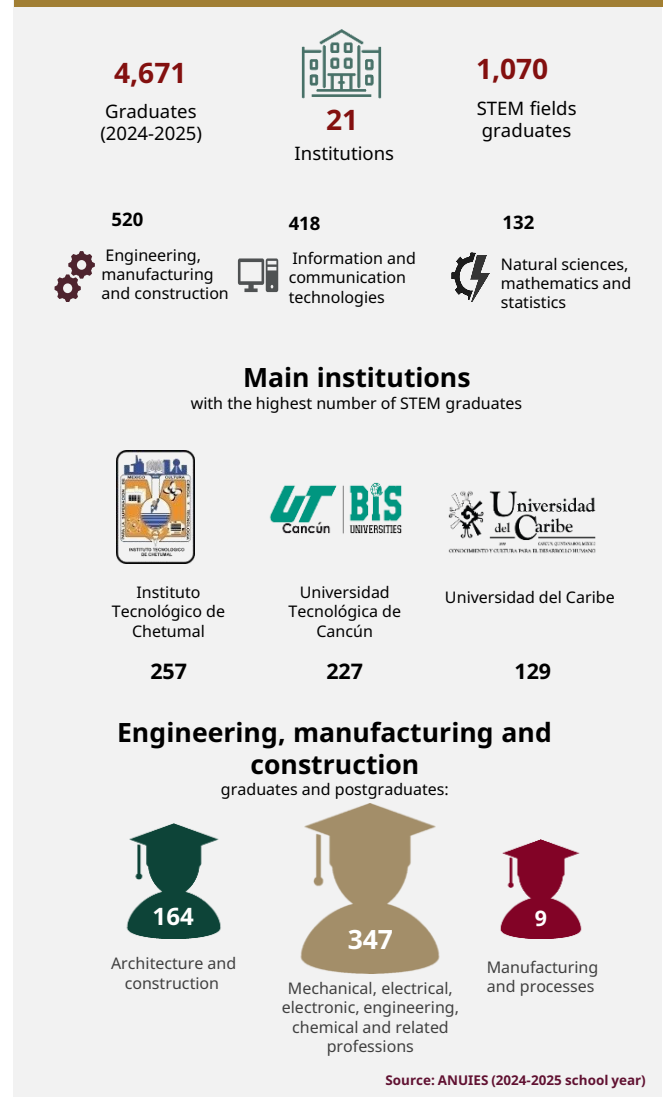
March 2026



INFRASTRUCTURE AND RESOURCES



MEXICAN TALENT IN HIGHER EDUCATION





Quintana Roo

March 2026

MSMEs



68,597
enterprises

- Micro **61,966**
- Small **5,629**
- Medium-sized **1,002**

Source: INEGI - DENUÉ (Mar. 2026)

POTENTIAL SECTORS



Health care and social assistance services



Agriculture, animal breeding and production, forestry, fishing and hunting



Mining

Source: Data MX

FOREIGN TRADE



789

M USD

International purchases



112

M USD

International sales

Main export sectors



24

M USD

Glass and glass products manufacturing



12

M USD

Sugar and confectionery products



8

M USD

Electrical machinery, appliances and material, and parts

Source: Mexico's Trade Balance (Dec. 2025)

MAIN INDICATORS



21

GDP position
\$ 25 B USD at market prices(2023)



\$ 12,723

USD of GDP per capita (Dec. 2023)



1.6 %

National GDP (2023)



-16.9 %

Economic activity growth (2024)



32

Position by economic growth (2024)

Source: INEGI

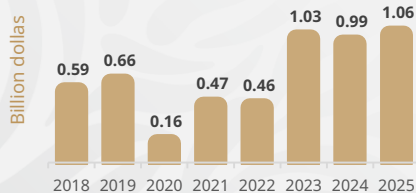
FOREIGN DIRECT INVESTMENT

Top 3 by investment origin country

- 1 Spain 1.62 BUSD
- 2 U. S. A. 1.49 BUSD
- 3 Canada 0.66 BUSD

Historic FDI (2018 - 2025)

5.43
(BUSD)



FDI by sector (Billion dollars)



Source: SE (2025)

