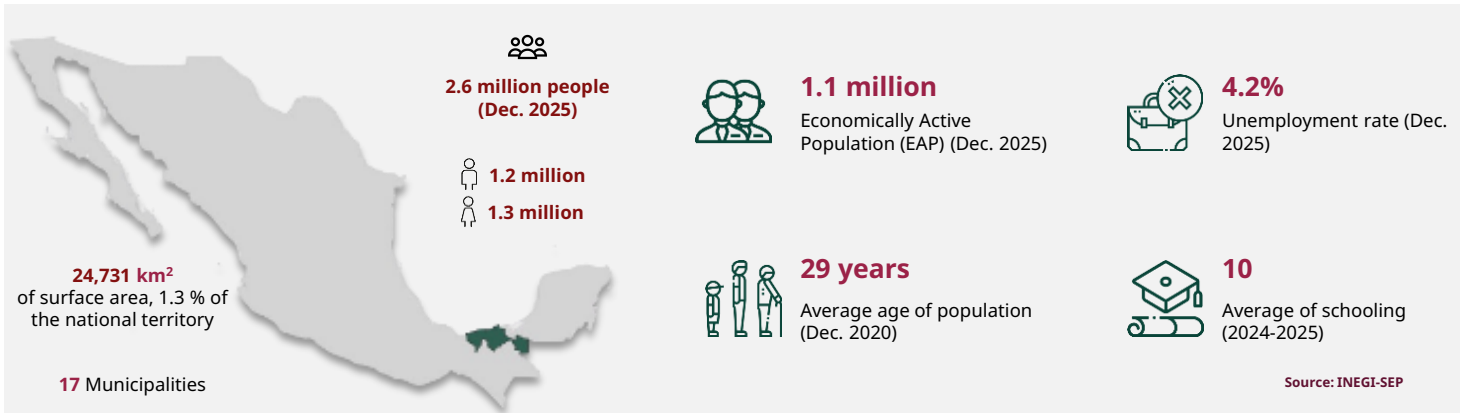


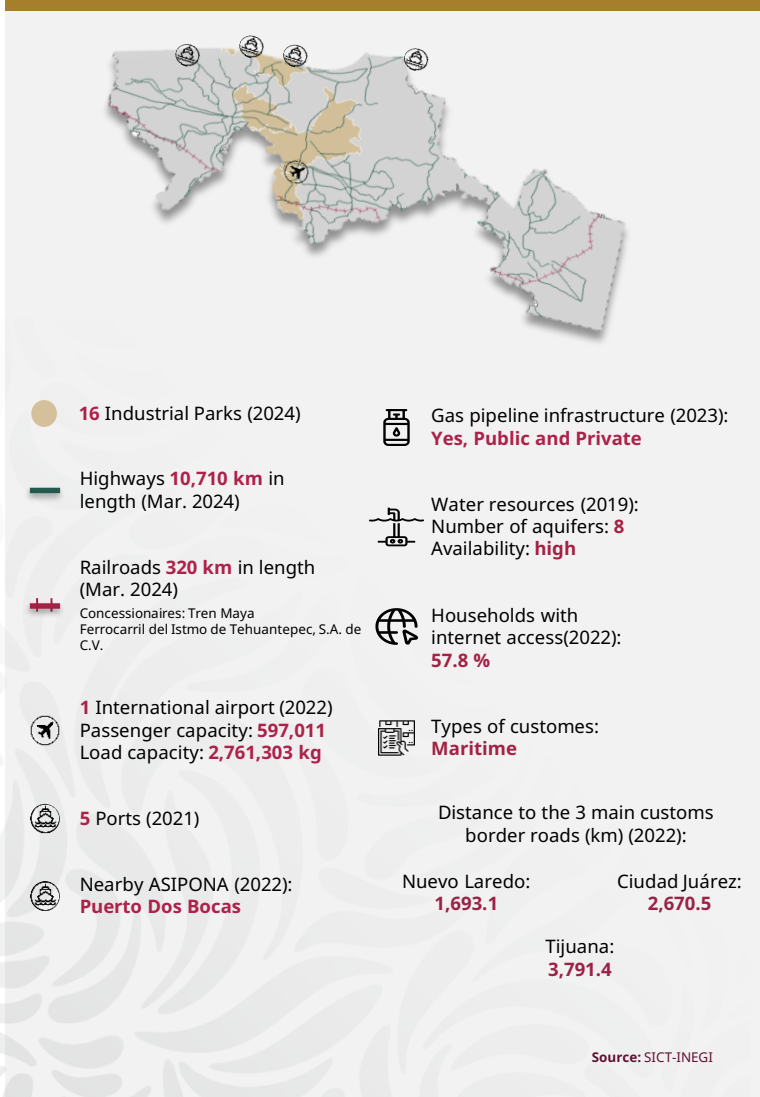


Tabasco

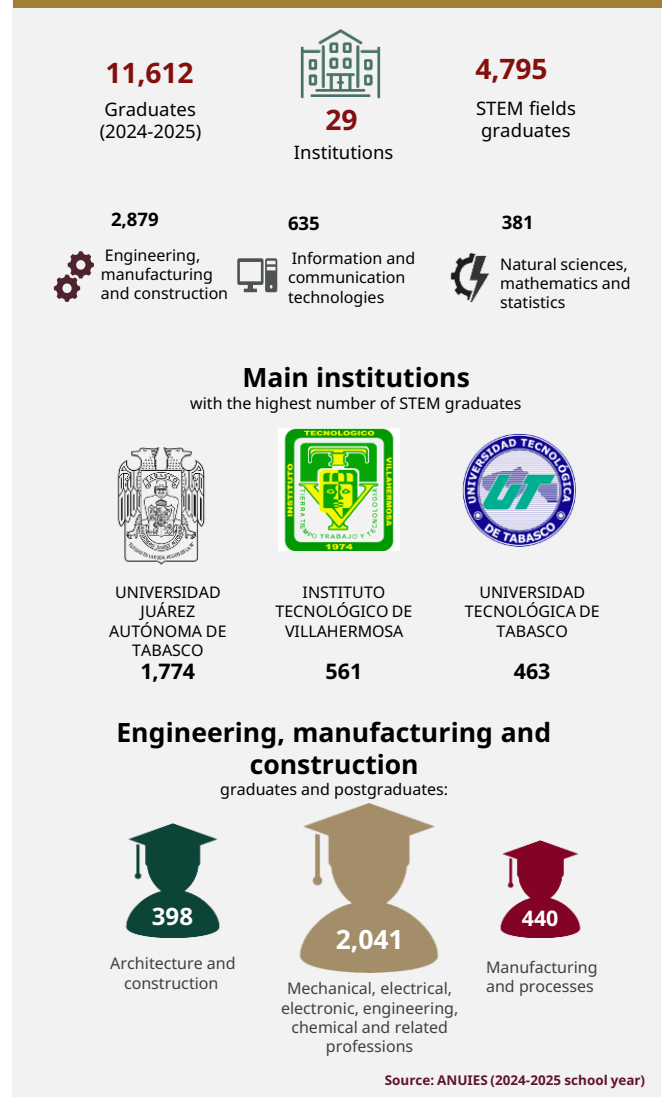
March 2026



INFRASTRUCTURE AND RESOURCES



MEXICAN TALENT IN HIGHER EDUCATION





Tabasco

March 2026

MSMEs

94,317
enterprises

- Micro **88,672**
- Small **4,817**
- Medium-sized **828**

Source: INEGI - DENU (Mar. 2026)

POTENTIAL SECTORS

Educational Services

Chemical industry

Auto parts

Source: Data MX

Fuente: SEDECO

FOREIGN TRADE

370
M USD
International purchases

183
M USD
International sales

Main export sectors

63
M USD
Edible fruits

40
M USD
Mechanical machinery and appliances, and parts

32
M USD
Sugar and confectionery products

Source: Mexico's Trade Balance (Dec. 2025)

MAIN INDICATORS

14
GDP position
\$ 37 B USD at market prices(2023)

\$ 14,756
USD of GDP per capita (Dec. 2023)

2.4 %
National GDP (2023)

-9.9 %
Economic activity growth (2024)

30
Position by economic growth (2024)

Source: INEGI

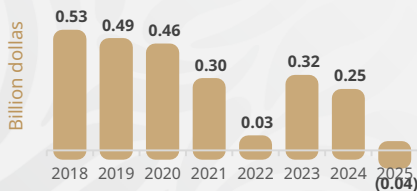
FOREIGN DIRECT INVESTMENT

Top 3 by investment origin country


- U. S. A. 0.94 BUSD
- Australia 0.36 BUSD
- Argentina 0.33 BUSD

Historic FDI (2018 - 2025)

2.34
(BUSD)



FDI by sector (Billion dollars)



Source: SE (2025)

