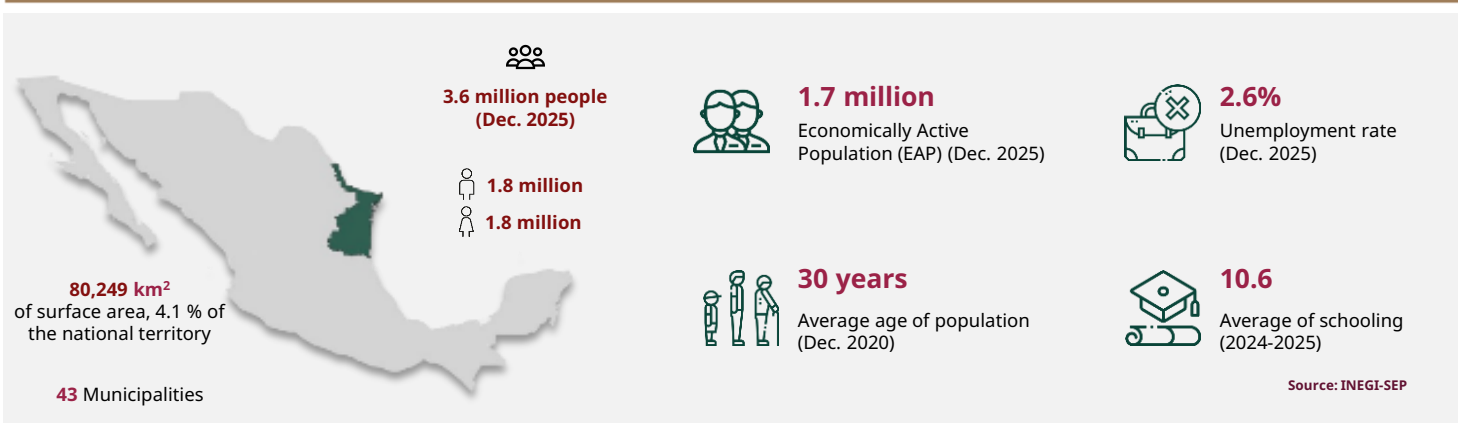


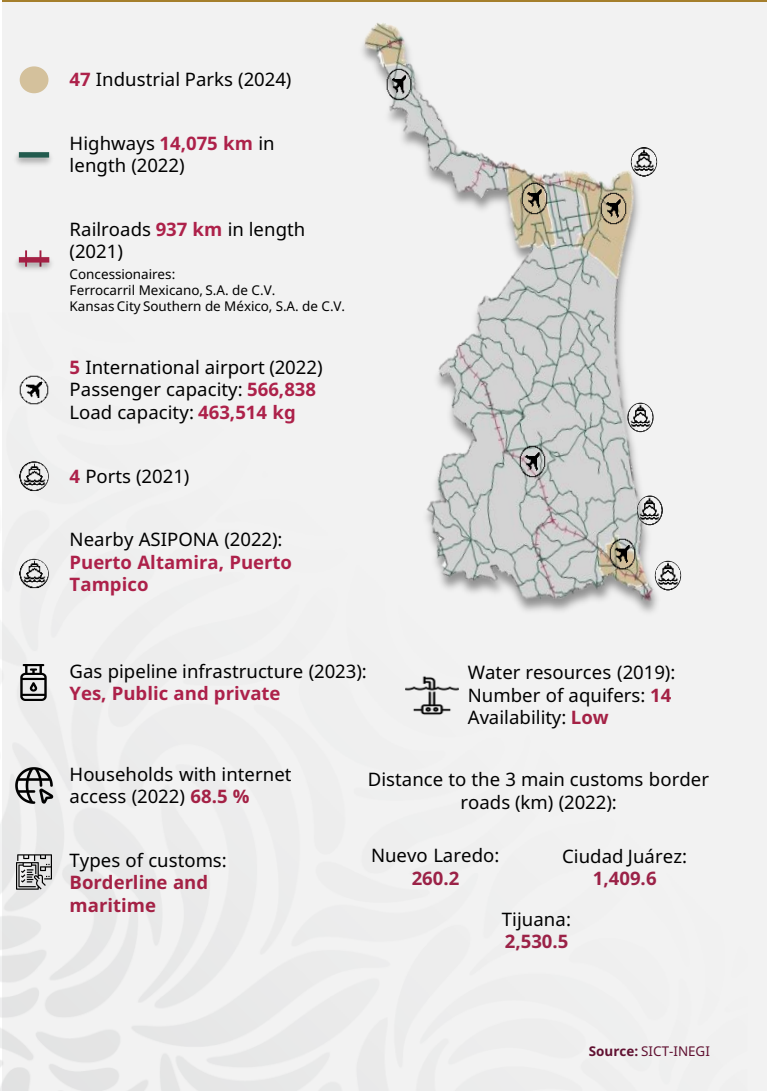


Tamaulipas

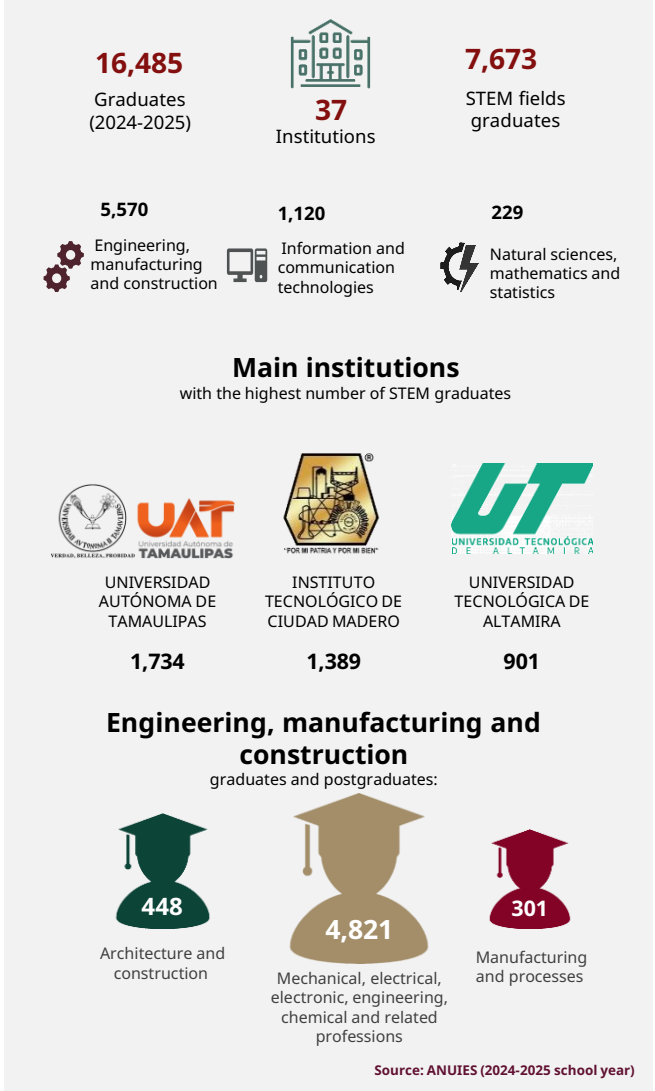
March 2026



INFRASTRUCTURE AND RESOURCES



MEXICAN TALENT IN HIGHER EDUCATION





Tamaulipas

March 2026

MSMEs



148,093
enterprises

- Micro **138,250**
- Small **8,287**
- Medium-sized **1,556**

Source: INEGI - DENU (Mar. 2026)

POTENTIAL SECTORS



Semiconductors



Electromobility



Information technologies

Source: Data MX

FOREIGN TRADE



26,307
M USD

International purchases



31,403
M USD

International sales

Main export sectors



12,448
M USD

Electrical machinery, appliances and material, and parts



6,177
M USD

Mechanical machinery and appliances, and parts



3,595
M USD

Optical, photography or cinematography instruments and devices

Source: Mexico's Trade Balance (Dec. 2025)

MAIN INDICATORS



12

GDP position
\$ 45 B USD at market prices(2023)



\$ 12,676

USD of GDP per capita (Dec. 2023)



3.0%

National GDP (2023)



4.0%

Economic activity growth (2024)



4

Position by economic growth (2024)

Source: INEGI

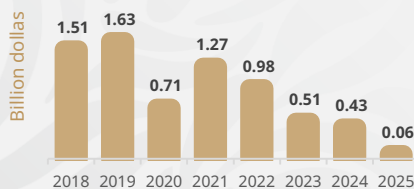
FOREIGN DIRECT INVESTMENT

Top 3 by investment origin country


- 1 U. S. A. 2.51 BUSD
- 2 Spain 0.86 BUSD
- 3 Australia 0.73 BUSD

Historic FDI (2018 - 2025)

7.10
(BUSD)



FDI by sector (Billion dollars)



Source: SE (2025)



Gobierno de **México**

Economía
Secretaría de Economía