



Yucatán

March 2026



1.2 million
Economically Active Population (EAP) (Dec. 2025)



1.5%
Unemployment rate (Dec. 2025)



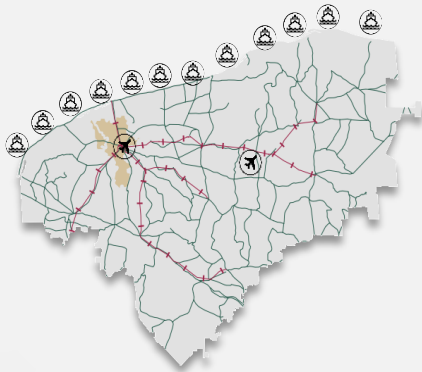
30 years
Average age of population (Dec. 2020)



10.2
Average of schooling (2024-2025)

Source: INEGI-SEP

INFRASTRUCTURE AND RESOURCES



11 Industrial Parks (2023)

Highways 12,344 km in length (2022)

Railroads 641 km in length (2021)
Concessionaries: Tren Maya

2 International airport (2022)
Passenger capacity: **1,619,804**
Load capacity: **19,890,702 kg**

2 Ports (2021)

Nearby ASIPONA (2022): **Puerto Progreso**



Gas pipeline infrastructure (2023):
Yes, Private



Water resources (2019):
Number of aquifers: **1**
Availability: **High**



Households with internet access(2022): **65.9 %**



Types of customs:
Maritime

Distance to the 3 main customs border roads (km) (2022):

Nuevo Laredo: **2,248.9**

Ciudad Juárez: **3,226.3**

Tijuana: **4,347.2**

Source: SICT-INEGI

MEXICAN TALENT IN HIGHER EDUCATION

8,715

Graduates (2024-2025)



28

Institutions

3,737

STEM fields graduates

1,744



Engineering, manufacturing and construction



651

Information and communication technologies

458



Natural sciences, mathematics and statistics

Main institutions

with the highest number of STEM graduates



UNIVERSIDAD AUTÓNOMA DE YUCATÁN

1,437



INSTITUTO TECNOLÓGICO DE MÉRIDA

546



UNIVERSIDAD TECNOLÓGICA METROPOLITANA

448


Engineering, manufacturing and construction

graduates and postgraduates:



327

Architecture and construction



1,364

Mechanical, electrical, electronic, engineering, chemical and related professions



53

Manufacturing and processes

Source: ANUIES (2024-2025 school year)





Yucatán

March 2026

MSMEs



144,342
enterprises

- Micro **135,790**
- Small **7,397**
- Medium-sized **1,155**

Source: INEGI - DENU (Mar. 2026)

POTENTIAL SECTORS



Health care and social assistance services



Transportation, postal services and warehousing



Mining

Source: Data MX

FOREIGN TRADE



2,976
M USD

International purchases



2,943
M USD

International sales

Main export sectors



830
M USD

Mechanical machinery and appliances, and parts



495
M USD

Fine or cultured pearls; precious metals and stones; costume jewelry



401
M USD

Edible meat and offals

Source: Mexico's Trade Balance (Dec. 2025)

MAIN INDICATORS



22

GDP position
\$ 24 B USD at market prices(2023)



\$ 10,255

USD of GDP per capita (Dec. 2023)



1.6 %

National GDP (2023)



1.9 %

Economic activity growth (2024)



11

Position by economic growth (2024)

Source: INEGI

FOREIGN DIRECT INVESTMENT

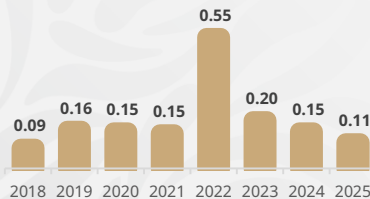
Top 3 by investment origin country

- 1 U. S. A. 0.62 BUSD
- 2 China 0.36 BUSD
- 3 Spain 0.15 BUSD


Historic FDI (2018 - 2025)

1.56
(BUSD)

Billion dollars



FDI by sector (Billion dollars)



Source: SE (2025)

