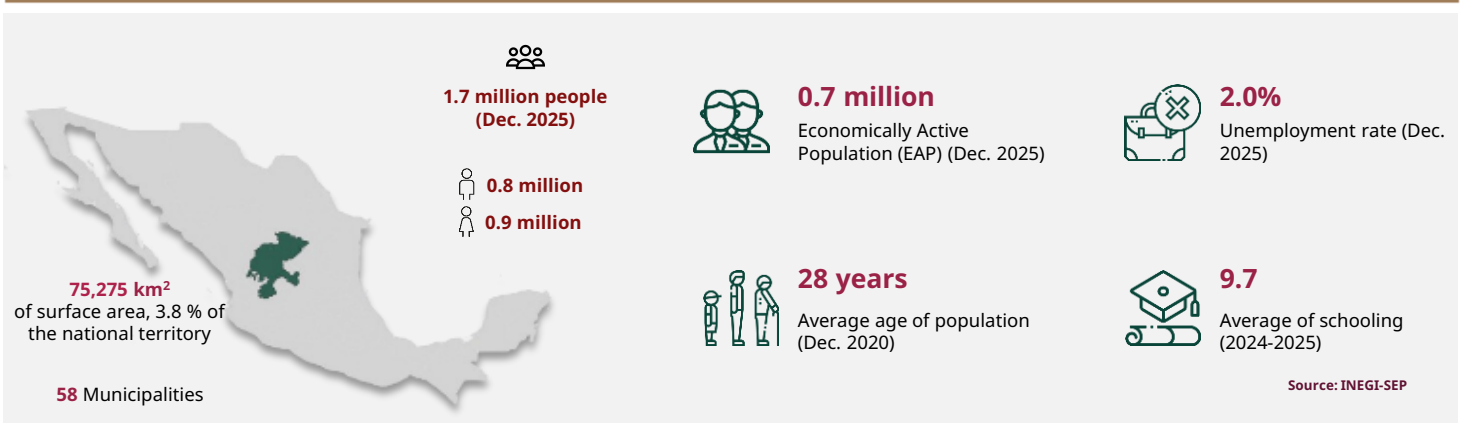


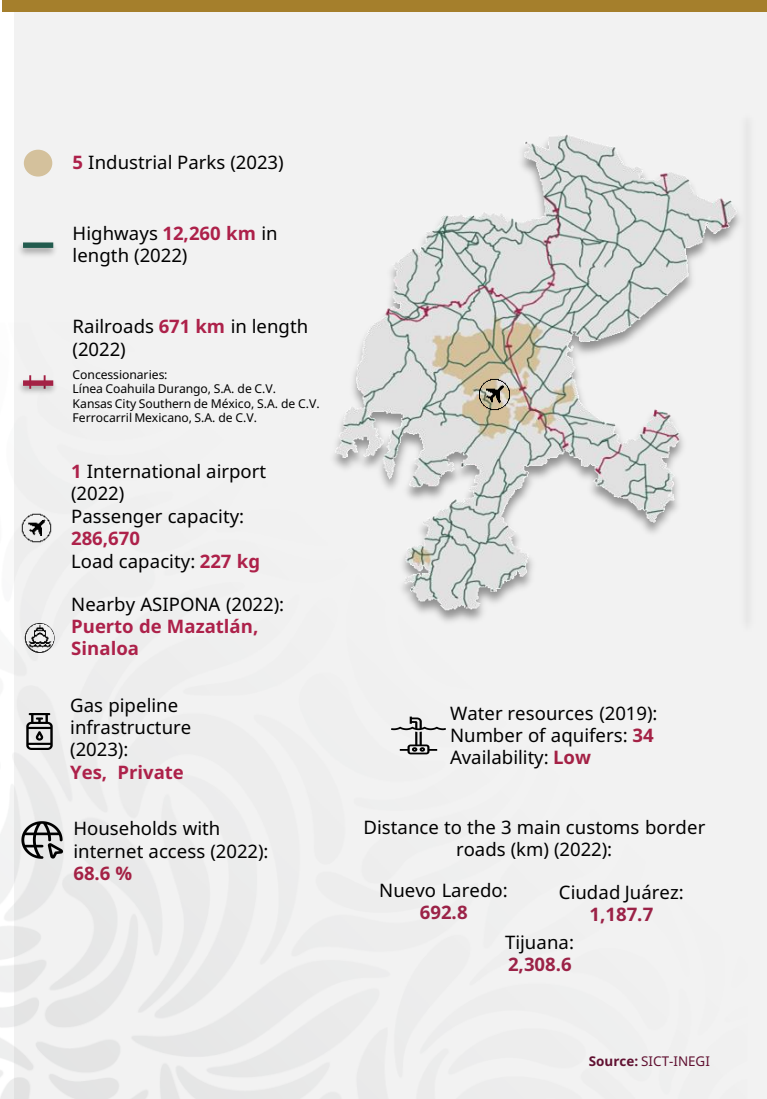


Zacatecas

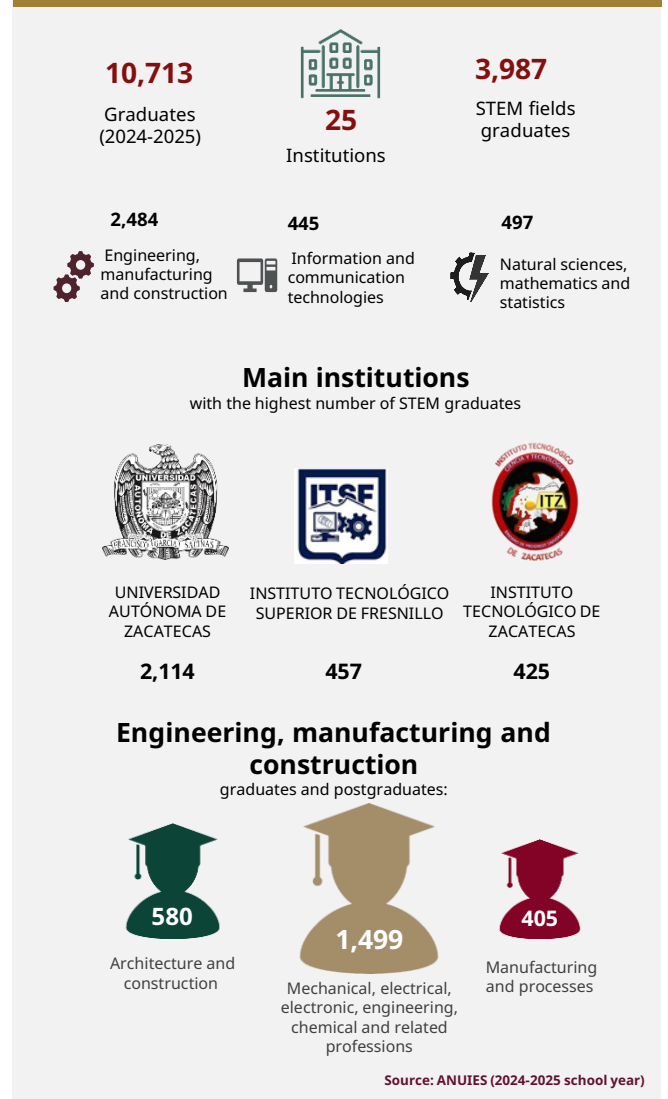
March 2026



INFRASTRUCTURE AND RESOURCES



MEXICAN TALENT IN HIGHER EDUCATION





Zacatecas

March 2026

MSMEs



74,518
enterprises

- Micro **71,044**
- Small **2,954**
- Medium-sized **520**

Source: INEGI - DENU (Mar. 2026)

POTENTIAL SECTORS



Manufacturing Industries



Transportation, postal services and warehousing



Educational services

Source: Data MX

FOREIGN TRADE



856
M USD

International purchases



1,270
M USD

International sales

Main export sectors



331
M USD

Fine or cultured pearls; precious metals and stones; costume jewelry



236
M USD

Electrical machinery, appliances and material, and parts



190
M USD

Beverages, alcoholic liquids and vinegar

Source: Mexico's Trade Balance (Dec. 2025)

MAIN INDICATORS



28

GDP position
\$ 15 B USD at market prices(2023)



\$ 8,920

USD of GDP per capita (Dec. 2023)



1.0 %

National GDP (2023)



5.1 %

Economic activity growth (2024)



2

Position by economic growth (2024)

Source: INEGI

FOREIGN DIRECT INVESTMENT

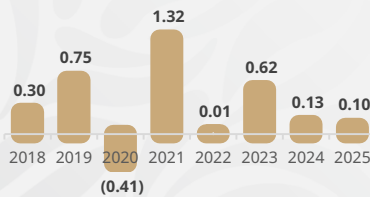
Top 3 by investment origin country

- 1 U. S. A. 0.75 BUSD
- 2 Canada 0.29 BUSD
- 3 Belgium 0.16 BUSD


Historic FDI (2018 - 2025)

2.82
(BUSD)

Billion dollars



FDI by sector (Billion dollars)



Source: SE (2025)

