



MEXICO'S ECONOMIC OUTLOOK

Part 1



GLOBAL POSITION

12th place

At the end of 2023

Last GDP growth projections for 2024:
2.4% IMF
2.26% Bank of Mexico¹

Source: IMF



GROSS DOMESTIC PRODUCT²

1.49 TRILLION USD

Seasonally adjusted
Price base 2018

▲ **2.5%**
higher than in 2022

1.87 TRILLION USD

Original numbers
Current prices

▲ **3.2%**
higher than in 2022

Source: INEGI



PARTICIPATION IN THE WORLD ECONOMY

1.7%

At the end of 2023

▲ **0.2%**
Higher than in 2022

Source: IMF



EXCHANGE RATE

16.87 MXN/1 USD

May 09, 2024

▲ **17.10%** appreciation
during the current 6-year administration³
▲ **0.96%** appreciation compared to the
beginning of the year⁴

Source: Bank of Mexico



INTERNATIONAL RESERVES

217.19 BILLION USD

▲ **0.002%**
higher than in March
OPTIMUM LEVEL⁵

At the end of March 2024

Source: Bank of Mexico



TOTAL TRADE

1.19 BILLION USD

At the end of 2023

290 BILLION USD

Jan. – Mar. 2024

Source: INEGI



TRADE BALANCE

-5.46 BILLION USD deficit

At the end of 2023

-2.8 BILLION USD deficit

Jan. – March 2024

Source: INEGI



EXPORTS

593.01 BILLION USD

▲ **2.6%**
higher than in 2022

At the end of 2023

143 BILLION USD

▲ **1.6%**
higher than the
same period in 2023

Jan. – Mar. 2024

Source: INEGI



IMPORTS

598.47 BILLION USD

▼ **1.0%**
lower than in 2022

At the end of 2023

146 BILLION USD

▲ **0.24%**
higher than the
same period in 2023

Jan. – Mar. 2024

Source: INEGI



MAIN TRADING PARTNER OF United States

200 BILLION USD
Year-to-Date Total Trade
March 2024

Source: Census Bureau of United States



FOREIGN DIRECT INVESTMENT

36.05 BILLION USD

▲ **27%**
higher than in 2022⁶

At the end of 2023

Source: Secretariat of Economy



INVESTMENT ANNOUNCEMENTS

2023
110.74 Bn USD
investment expectation

378
announcements
234,725
new jobs

2024
37.32 Bn USD
investment expectation
107
announcements
50,559
new jobs

As of April 30, 2024

Source: Secretariat of Economy

¹ From the World Economic Outlook Update: Moderating Inflation and Steady Growth Open Path to Soft Landing (April 2024) and from the Survey of Specialists in Economics from the Private Sector (May 2024)

² Base exchange rate as of December 29, 2023: 16.9190. Real growth by INEGI: https://www.inegi.org.mx/contenidos/saladeprensa/boletines/2024/pib_pconst/pib_pconst2024_02.pdf

³ Exchange rate as of November 30, 2018: 20.3455

⁴ Exchange rate as of January 2, 2024: 17.0297

⁵ The Triffin rule of minimum coverage of 3 months of imports and the rule of minimum coverage of 10% for deposit coverage is used.

⁶ Without counting the Televisa - Univision merger and Aeromexico transactions

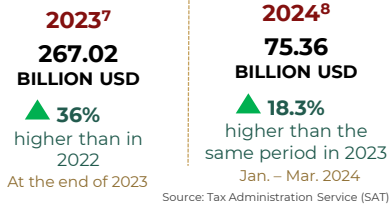


MEXICO'S ECONOMIC OUTLOOK

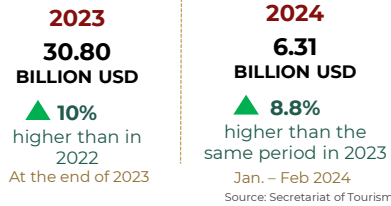
Part 2



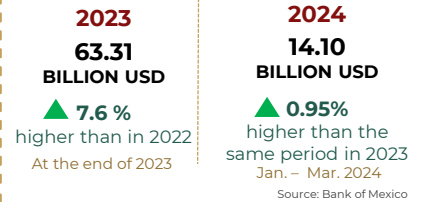
TAX REVENUE



INCOME FROM TOURISM



REMITTANCES



POPULATION

10th place worldwide with 129.6 millions inhabitants

♂
61.8 M
Men

♀
67.7 M
Women

At the end of 2023 Source: INEGI



ECONOMICALLY ACTIVE POPULATION

61.2 M
people
March 2024

Source: INEGI



UNEMPLOYMENT RATE

2.3%
Original numbers as of March 2024

Source: INEGI



GROWTH IN ECONOMIC ACTIVITY

3.2%

Average interannual growth in the economic activity of all 32 states as of Q4 2023

Source: INEGI



INFLATION RATE

▼ 1.6%
lower than in 2023
April 2024

Inflation in the second half of April 2024

4.67%
▼ 1.6%
lower than the same period in 2023

Source: INEGI



MARKET BASKET

2,019.08 MXN

▼ 0.28%
lower than in February
National average per person
March 2024

Source: CONEVAL



MINIMUM MONTHLY WAGE⁹

General
7,571.6
MXN

▲ 110%
higher than in 2018
Minimum daily wage
248.93 MXN
January 2024

Free Zone
11,402.9
MXN

▲ 230%
higher than in 2018
Minimum daily wage
374.89 MXN
January 2024

Source: CONASAMI



AVERAGE MONTHLY INCOME IMSS⁹

17,556.5
MXN

▲ 25%
higher than in 2018

Daily wage
578 MXN

April 2024

• 22.3 millions workers insured
• 349,816 new jobs
Jan. – Apr. 2024

Source: IMSS



GROSS FIXED CAPITAL FORMATION

7.75 TRILLION MXN

Public: 993 BILLION MXN
Private: 6.76 TRILLION MXN

Original numbers
Current prices
Q4 2023

Source: INEGI

⁷ Base exchange rate as of December 29, 2023: 16.9190.
⁸ Base Exchange rate as of January 31, 2024: 17.1633.
⁹ Real growth, price base December 2018.